

2022 ECONOMIC REPORT

WEST CENTRAL

REGION



The West Central Region is comprised of 13 counties in the west central part of Missouri. This region is home to cities including Warrensburg, Sedalia, Lexington, Clinton, and Nevada.

The West Central Region workforce has more than 121,400 employees, making up 4.1 percent of Missouri's employment. In 2021, 48.8 percent of the workforce was female and 51.2 percent was male. The regional average unemployment rate for 2021 was 4.2 percent.

The workforce is getting older in the West Central Region, a trend continuing throughout Missouri and the U.S. In 2021, 25 percent of the workforce was age 55 or older, up from 22 percent a decade earlier.

For the region, 8.2 percent of the workforce was non-white and 6.3 percent was Hispanic or Latino. This compares to the state averages of 17.6 percent non-white and 4.5 percent Hispanic or Latino.

In the West Central Region, 5.1 percent of the population (ages 18 to 64) speaks a language other than English at home. By comparison, Missouri was at 6.9 percent and the U.S. was at 23.1 percent.

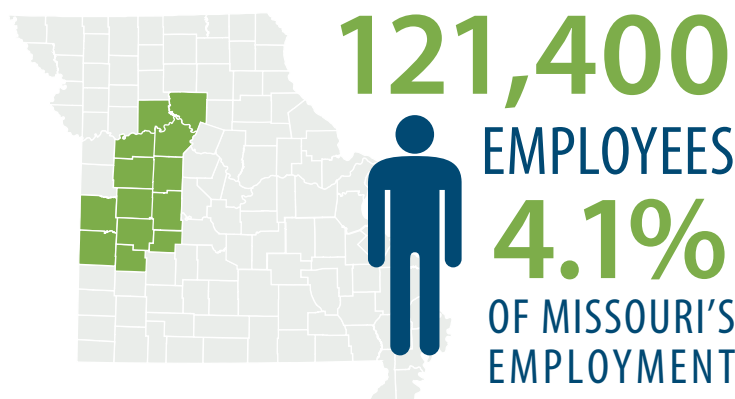
The West Central Region has a higher percentage of the population with a disability compared to the state and the nation. For the West Central Region, 15.8 percent of the population has a disability compared to 12.2 percent in Missouri and 10.3 percent in the U.S.

Workforce Demographics

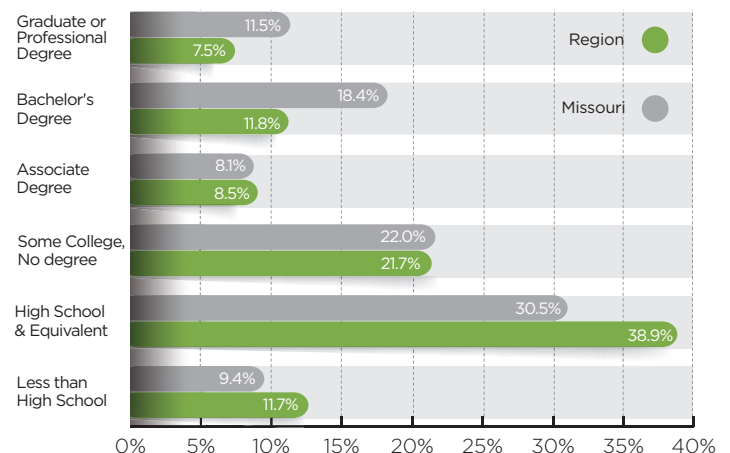
	WC Region	Missouri	Nationwide
Average Monthly Employment in 2021	121,462	2,928,368	152,580,667
Average Unemployment Rate in 2021	4.2%	4.4%	5.3%
Male	51.2%	51.0%	50.3%
Female	48.8%	49.0%	49.7%
Non-White	8.2%	17.6%	23.7%
Hispanic or Latino	6.3%	4.5%	16.7%
Ages 55 or Older	25.0%	23.0%	23.0%
With Disabilities (Ages 18-64)	15.8%	12.2%	10.3%
Below Poverty Level (Ages 18-64)	15.3%	12.6%	12.1%
Language other than English	5.1%	6.9%	23.1%
Education Associate Degree or Higher	27.8%	38.0%	41.6%

SOURCES: CENSUS ACS 2020-5YR EST.; LEHD 2ND QUARTER; BLS LAUS 2021

Educational attainment rates for the West Central Region are lower than those of the state for bachelor's or advanced degrees. Twenty-eight percent of the region's population, age 25 and older, has an associate, bachelor's, or advanced degree compared to 38 percent for the state, and about 42 percent for the nation.



Educational Attainment



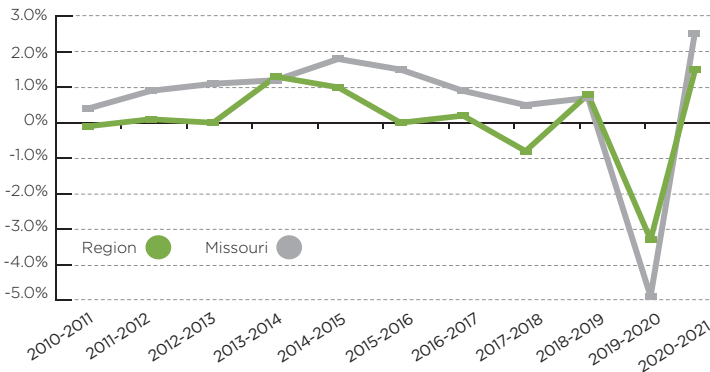
SOURCE: US CENSUS BUREAU, ACS 2020 5-YEAR ESTIMATES

WEST CENTRAL REGION

INDUSTRY ANALYSIS

The West Central Region averaged over 82,400 jobs in 2021. The region gained 1,229 jobs, an increase of 1.5 percent from 2020 to 2021, whereas the region lost over 2,800 jobs from 2019 to 2020, resulting in a -3.3 percent employment growth due to the impact of the COVID-19 pandemic. In 2020, Missouri employment decreased by 4.9 percent, however Missouri employment increased by 2.5 percent in 2021, showing recovery from the pandemic impacts. From 2017 to 2021, the West Central Region averaged -0.5 percent compound annual growth for an overall decrease of 1.9 percent. During that same period Missouri's employment declined by 1.4 percent.

West Central Employment Annual Growth Rate



SOURCE: U.S. BUREAU OF LABOR STATISTICS, QCEW

The *Health Care and Social Assistance* industry is the largest employing industry in the region with over 15,500 jobs. *Manufacturing* and *Retail Trade* are the next largest industries in the area, with over 12,700 and 10,400 jobs in 2021, respectively.

The industries of *Manufacturing; Retail Trade; Construction; Wholesale Trade; Administrative and Support and Waste Management and Remediation Services; and Other Services (except Public Administration)* had employment gains from 2017 to 2021.

West Central Region Top Employing Industries

Industry	Employment		Net Change	2017-2021 Empl. CAGR	2020 Annual Wages
	2017	2021			
Health Care & Social Assistance	16,122	15,561	-561	-0.9%	\$38,352
Manufacturing	11,996	12,721	725	1.5%	\$50,052
Retail Trade	10,389	10,492	103	0.2%	\$30,852
Educational Services	9,330	9,132	-198	-0.5%	\$38,544
Accommodation & Food Services	7,054	6,978	-76	-0.3%	\$16,392
Public Administration	4,131	3,918	-213	-1.3%	\$28,812
Construction	3,590	3,894	304	2.1%	\$49,320
Wholesale Trade	2,894	2,988	94	0.8%	\$55,188
Administrative Support & Waste	2,273	2,460	187	2.0%	\$35,520
Finance & Insurance	2,634	2,445	-189	-1.8%	\$53,400
Other Services (ex. Public Admin.)	2,076	2,114	38	0.5%	\$30,204
Transportation & Warehousing	2,109	2,100	-9	-0.1%	\$41,136

SOURCE: LEHD QWI, 2017-2021 ANNUAL AVERAGES

LOCATION QUOTIENT

To understand the major industries within a region, an analysis of industry concentration or clustering can be useful. The Location Quotient (LQ) describes the concentration of an industry in a geographic region, in relation to the nation, with 1.0 being the national average. Industries with higher than 1.0 LQ indicate a concentration.

The West Central Region has higher concentrations in *Gas Stations; Support Activities for Agriculture and Forestry; Primary Metal Manufacturing; Animal Production and Aquaculture; and Machinery Manufacturing.*



2021 West Central Region Location Quotients

Industry	Employment	Location Quotient
Gasoline Stations	1,838	3.9
Support Activities for Agriculture & Forestry	515	2.7
Primary Metal Manufacturing	446	2.5
Animal Production & Aquaculture	323	2.4
Machinery Manufacturing	1,259	2.4
Fabricated Metal Product Manufacturing	1,623	2.3
Nursing & Residential Care Facilities	3,426	2.3
Food Manufacturing	1,837	2.2
Crop Production	499	1.8
Motor Vehicle & Parts Dealers	1,664	1.7
General Merchandise Stores	2,474	1.6
Merchant Wholesalers, Nondurable Goods	1,616	1.5
Bldg. Material & Garden Equip. Dealers	1,081	1.5
Social Assistance	2,844	1.4
Credit Intermediation & Related Activities	1,857	1.4

SOURCE: U.S. BUREAU OF LABOR STATISTICS, QCEW

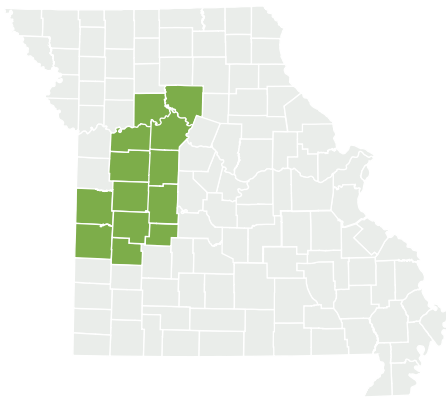
WEST CENTRAL REGION

Projected growth in industry helps to identify future employment needs for an area. Projections indicate that the largest industry growth in the West Central Region from 2020-2030 will be in the *Food Services and Drinking Places; Hospitals, Educational Services; Ambulatory Health Care Services; and Food Manufacturing* industries.

West Central Region Largest Growth Industries 2020-2030

Industry	Employment		Change 2020-2030	
	2020 Estimated	2030 Projected	Numeric	Percent
Food Services & Drinking Places	6,354	7,473	1,119	17.6%
Hospitals	4,211	4,607	396	9.4%
Educational Services	9,686	10,049	363	3.8%
Ambulatory Health Care Services	2,188	2,507	319	14.6%
Food Manufacturing	3,798	4,086	288	7.6%
Fabricated Metal Product Manufacturing	1,666	1,927	261	15.7%
Professional, Scientific, & Technical Services	1,707	1,956	249	14.6%
Administrative & Support Services	1,439	1,618	179	12.4%
Machinery Manufacturing	1,345	1,515	170	12.6%
Merchant Wholesalers, Durable Goods	998	1,154	156	15.6%

SOURCES: MERIC INDUSTRY PROJECTIONS, 2020-2030



PROJECTED GROWTH BY INDUSTRY HELPS TO IDENTIFY FUTURE EMPLOYMENT NEEDS FOR AN AREA.

OCCUPATIONAL PROJECTIONS

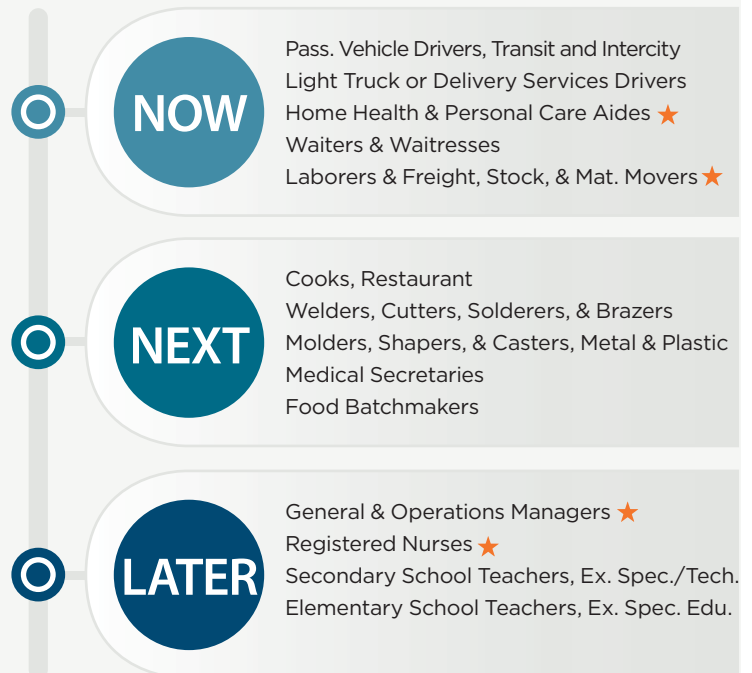
MERIC produces occupational projections that estimates labor demand over a 10-year period. MERIC categorizes these occupations using its Now-Next-Later method to help job seekers understand the training, education, and experience requirements for various occupations.

Now jobs typically require short-term, on-the-job training, little to no experience, and/or a high school diploma. Now occupations with the most projected openings are *Home Health and Personal Care Aides; Cashiers; and Fast Food and Counter Workers. Passenger Vehicle Driver; Light Truck or Delivery Services Drivers; and Home Health and Personal Care Aides* are projected to be the fastest growing Now occupations over the next decade.

Next jobs typically require a non-degree certificate, associate degree, apprenticeship, some experience, or moderate to long-term training. *Cooks; Nursing Assistants; and Heavy and Tractor-Trailer Truck Drivers* are projected to have the most openings for the Next category of occupations. *Cooks; Welders, Cutters, Solderers, and Brazers; and Molding, Coremaking, and Casting Machine Setters* are the fastest growing Next occupations.

Later jobs typically require a bachelor's degree or higher. For Later occupations, *Secondary School Teachers; General and Operations Managers; and Registered Nurses* are projected to have the most openings. *General and Operations Managers; Registered Nurses; and Secondary School Teachers* are the fastest growing Later occupations.

West Central Region Fastest Growing Occupations



NOTE: OCCUPATIONS WITH ANNUAL TOTAL OPENINGS OF LESS THAN 50 ARE OMITTED

SOURCE: MERIC OCCUPATIONAL PROJECTIONS, 2020-2030

★ DENOTES OCCUPATIONS TOP TEN ONLINE JOB ADS FOR 2021-2022 IN THE REGION AND WITHIN THE NOW-NEXT-LATER CLASSIFICATIONS

WEST CENTRAL REGION

West Central Region Long-Term Occupational Projections by Top Openings

Occupation	2020 Estimated Employment	2030 Projected Employment	Growth Openings	Exits	Transfers	Total Openings	Median Wages
NOW							
Home Health & Personal Care Aides	3,638	4,176	54	250	221	525	\$22,380 ★
Cashiers	2,752	2,544	-21	225	254	458	\$22,665 ★
Fast Food & Counter Workers	1,701	1,848	15	172	188	375	\$21,202 ★
Waiters & Waitresses	1,614	1,811	20	126	204	350	\$20,179
Laborers & Freight, Stock, & Material Movers, Hand	2,016	2,193	18	92	183	293	\$28,246 ★
NEXT							
Cooks, Restaurant	1,285	1,829	54	92	133	279	\$22,004
Nursing Assistants	1,503	1,545	4	98	86	188	\$23,783 ★
Heavy & Tractor-Trailer Truck Drivers	1,521	1,623	10	64	107	181	\$45,163 ★
Maintenance & Repair Workers, General	1,457	1,511	5	52	87	144	\$34,889 ★
Teaching Assistants, Except Postsecondary	970	1,009	4	44	46	94	\$24,253
LATER							
Secondary School Teachers, Ex. Spec. & Tech. Edu.	2,295	2,392	10	62	95	167	\$42,934
General & Operations Managers	1,441	1,552	11	30	93	134	\$59,631 ★
Registered Nurses	1,597	1,713	12	44	42	98	\$60,913 ★
Elementary School Teachers, Ex. Spec. Edu.	688	714	3	22	28	53	\$41,616
Proj. Mngt. Specialists & Business Op. Specialists	576	575	0	13	28	41	\$67,698

SOURCE: MERIC OCCUPATIONAL PROJECTIONS 2020-2030 ★ DENOTES OCCUPATIONS IN THE TOP TEN FOR 2021-2022 ON-LINE JOB ADS IN THE REGION & WITHIN THE NOW-NEXT-LATER CLASSIFICATION

ONLINE JOB POSTINGS

Job postings are an indicator of demand and opportunities in an area and can assist individuals seeking job opportunities in current in-demand occupations. According to information based on online job posting data collected and aggregated by Lightcast™ for the Central Region, jobs like *Registered Nurses*; *Retail Salespersons*; and *Licensed Practical and Licensed Vocational Nurses* had a high number of job postings in the region during the last year.

West Central Region Top Five Online Job Postings in Now-Next-Later Classification

Occupation Title	Online Job Postings
NOW	
Retail Salespersons	358
Fast Food & Counter Workers	317
Home Health & Personal Care Aides	302
Laborers & Freight, Stock, & Material Movers, Hand	229
Office Clerks, General	175
NEXT	
Licensed Practical & Licensed Vocational Nurses	329
Heavy & Tractor-Trailer Truck Drivers	306
Nursing Assistants	299
First-Line Supervisors of Retail Sales Workers	292
Merchandise Displayers & Window Trimmers	260
LATER	
Registered Nurses	594
Personal Service Managers, All Other; Entertainment & Recreation Managers, Except Gambling; & Managers, All Other	161
Postsecondary Teachers	131
Medical & Health Services Managers	124
Clinical Laboratory Technologists & Technicians	86

SOURCE: LIGHTCAST™ (FORMERLY EMSI BURNING GLASS TECHNOLOGIES), ONLINE JOB ADS FROM JUNE 1, 2021 TO MAY 31, 2022

This report was prepared by the staff of the Missouri Economic Research and Information Center (MERIC) as part of the Missouri Workforce Report. All data in this report was current at the time of publication and is subject to revision. Additional details on data sources can be found in the full report. This workforce solution was funded by a grant awarded by the U.S. Department of Labor's Employment and Training Administration. The solution was created by the grantee and does not necessarily reflect the official position of the U.S. Department of Labor. The Department of Labor makes no guarantees, warranties, or assurances of any kind, express or implied, with respect to such information, including any information on linked sites and including, but not limited to, accuracy of the information or its completeness, timeliness, usefulness, adequacy, continued availability, or ownership.